

Rate Generation

Rate Generation is a useful tool for creating a price list from data that is taken from multiple sources, such as another rate sheets or your provider's rate tables.

This section is used to manage all **Rate Generations** in the system.

Rate Generation Templates List

Click on Tools Rate Generation Main window of this section will be appeared by list of all available Rate Generation Templates

Screenshot: Rate Generations List

Rate Generation

Create New

Rate Template

Search..

Page row:

10

Show/Hide Columns

Rate Template	Rate Created on	Created by	Last Generated	Action
new	2017-10-27 16:14:25+0000	admin	2018-01-09 01:57:53+0000	<div><div></div><div></div><div></div><div></div></div>
jio	2017-11-30 17:47:50+0000	admin	2018-01-09 01:40:40+0000	<div><div></div><div></div><div></div><div></div></div>

Rate Generations List

Column Name	Description
Rate Template	Name of Rate Template
Create On	The date/time when Rate Template was created.
Create By	The person who creating Rate Template.
Last Generated	The last date/time when Rate was generated.
Action	Action performed on Rate Generation.


Button	Description
<div></div>	Is used to generate Rate. Click on this icon, the new window will be pop-up: <div>Are you sure to generation?<div>ConfirmCancel</div></div>
<div></div>	Is used to edit the Rate Generation Template.
<div></div>	Is used to view history of Rate Generation.
<div></div>	Is used to delete the Rate Generation Template.
<div></div>	Is used to download the list of Rate Generation Templates by two types of file: CSV and XLS .
<div></div>	Is used to refresh to get latest the list of Rate Generation Templates.

On this page:

- Rate Generation Templates List
- Rate Generation History
- Creating New Rate Generation Template


Rate Template ▾	Select the field that the query will apply to.
Search..	Is used to input the keyword to query.
Page row: 10 ▾	Is used to set the total of records per a page.
Show/Hide Columns ▾	Is used to select the column which will be shown/hidden.
< 1 2 3 >	Is used to go to next, previous page. It is also used to go to the specific page by clicking on the number of page.

Rate Generation History

Click on  to view history of Rate Generation. The UI as below:

Screenshot: Rate Generation History

Rate Generation


 Create New


Rate Created on









Search..

Page row: 10

Show/Hide Columns





Rate Created on	Created By	Rate Finished Time	Applied to Rate Table	Status	Progress	Action
2017-10-27 16:14:25+0000	admin	2018-01-09 01:57:53+0000				   
2017-11-30 17:47:50+0000	admin	2018-01-09 01:40:40+0000				   

Rate Generation History

Column Name	Description
Rate Created On	The date/time when the rate was created.
Rate Finished Time	The date/time when the rate was create successfully.
Create By	The account name who creating Rate.
Applied to Rate Table	The rate table which this rate applied to.
Status	Status of creating job.
Progress	The progress of creating job.
Action	Action performed on the rate history.

Icon	Description
------	-------------

Is used to apply rate to rate table. By clicking on this icon, the new window will be displayed.

Apply to Rate Table

Add

Back

Rate Table	Effective Date	End Date	Action
<div>382_rate</div>	<div></div>	<div>None</div>	<div></div>

Apply Rate Only

Apply Rate and Send

Revert

Select Rate Table, Date/Time when rate will be effective and end, then click Apply button to save. You can also apply and send rate by clicking on **Apply Rate and Send** button.

To apply for many Rate Table, click on **Add** button to add more Rate Table.

Is used to view Rate. Click on this icon, the new window will show:

Rate Generation Result

Delete Selected

Back

List

Export

Search:

Query

Page Row:20

Show / Hide columns

	Code	Code Name	Country	IJ Rate	Intra Rate	Inter Rate	Local Rate	Min Time	Interval
<div></div>	1201007	NJ	US	0.00255	1	1	0	6	6
<div></div>	1201032	NJ	US	0.00255	1	1	0	6	6
<div></div>	1201040	NJ	US	0.00255	1	1	0	6	6

Rate Generation Result

You can export list or delete record you want on this page.

Is used to see Rate Generation History Detail.

Creating New Rate Generation Template

Click on **Create New** button, the new window will be displayed as below:

Screenshot: Creating New Rate Generation Template

Rate Generation

Back

Rate Template Name:

Enter Rate Template Name

Rate Table Type:

A-Z

Calculate Rate Based on LCR:

Default Rate if No Egress is Available

Enter Default Rate

Decimal Places:

0

Code Deck:

US

Effective Days:

0

Vendors:

Vendors

☐ Sourav_vendor

☐ aaaaa

☐ rgoswui

☐ mondaytrunk

☐ egress_rita

☐ 324343bn

☐ egress_trunk_Radndae

☐ 38 items

Selected

No data

0 items

☐ Include Blocked Route

☐ Include Local Rate

Add Margin

Rate Range		Define Margin By	Mark Up(% / Value)	Action
Min	Max			
Default		Percentage	% Enter Mark Up	

Add Interval and Min Time

Code	Interval(s)	Min Time(s)
Default	Enter Interval	Enter Min Time

Submit

Reset

Creating New Rate Generation Template

Field Name	Description
Rate Template Name	Name of Rate Template.
Include Blocked Route	Include Blocked Route in Rate.
Include Local Rate	Include Local Rate in Rate.
Rate Table	Select Rate Table to apply this rate to.
Calculate rate based on LCR	Calculate rate based on Least-cost routing.
Default rate if no egress is available	If there is egress trunk, rate will based to rate for egress trunk. If there is no egress trunk, rate will be count based on default rate.

Decimal Places	The position of a digit to the right of a decimal point in rate value.
Code Deck	The code deck which rate will apply to.
Vendors	Select the vendor who will be applied new rate to.
Effective Date	The date/time when the rate start take effective.
Rate Range - Min	Minimum of rate can be re-generated.
Rate Range - Max	Maximum of rate re-generated.
Define Margin By	Select type to define that Margin. Percentage: Based on the percentage of specific amount. Fix Value: Margin is the fix value.
Mark Up(% or USD)	The Mark Up in rate.
Code	The Code number.
Interval(s)	This is interval for billing.
Min Time(s)	The minimum chargeable duration.

Related pages

- [Getting started](#)
- [Introduction](#)

Popular Topics

- [documentation-space-sample](#)
- [featured](#)

Recently Updated Pages

[API Documentation](#)
Jan 29, 2020 • created by [Titus B](#)

[Carrier Template](#)
Oct 05, 2019 • updated by Anonymous • [view change](#)

[Carrier Template](#)
Oct 05, 2019 • updated by Anonymous • [view change](#)

[Commission Report](#)
Oct 05, 2019 • updated by Anonymous • [view change](#)

[Commission Report](#)
Oct 05, 2019 • updated by Anonymous • [view change](#)