

Stir Shaken

STIR/SHAKEN uses digital certificates, based on common public key cryptography techniques, to ensure the calling number of a telephone call is secure.










This section is used to Manage ANI Group & ANI Pool

To Go to Stir Shaken, Go to **Configuration Stir Shaken**

Below displayed window will appear

Screenshot: Stir Shaken

The screenshot shows the 'Stir Shaken' configuration page. At the top, there is a breadcrumb 'Configuration / Stir Shaken' and a timestamp '2022-07-14 17:28:22 GMT+00:00'. Below the breadcrumb, the title 'Stir Shaken' is highlighted with a red box. A 'Create New' button is visible. The page has two tabs: 'ANI Group' (selected) and 'ANI Pool'. Below the tabs, there are dropdowns for 'Page row: 100' and 'Show/Hide Columns'. A table lists the ANI Groups:

ANI Group Name	Counts	Created on	Created by	Action
ANI Grp	19	2022-06-28 08:35:04	admin	  
loco	12	2022-07-05 09:50:56	admin	  
Stir shaken setup	1	2022-07-11 03:04:09	admin	  

This section consist of ANI Group & ANI Pool

We will check ANI Group First

ANI Group

This section is used to create & manage ANI Group

Managing ANI's under ANI Group, Adding, Importing & Deleting

Screenshot: ANI Group

This screenshot is identical to the previous one, but the 'ANI Group' tab is selected and highlighted with a red box. The table content remains the same.

To Create a New ANI Group, click on Create New icon, a popup window will appear,

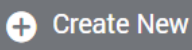





Enter the name of ANI Group and click on Submit to Save.

Description of the Fields

Field Name	Description
ANI Group Name	Name of the ANI Group

Counts	ANI Count on the ANI Group
Created On	Time when the ANI Group was created
Created By	User who created the ANI Group

Description of the Buttons

Button	Description
	This button is used to create new ANI Group
	This button is for ANI Group section
	This button is for ANI Pool section
	This button is used to view ANI Group & Pool section
	This button is used to Import ANI's
	This button is used to delete ANI Group & Pool

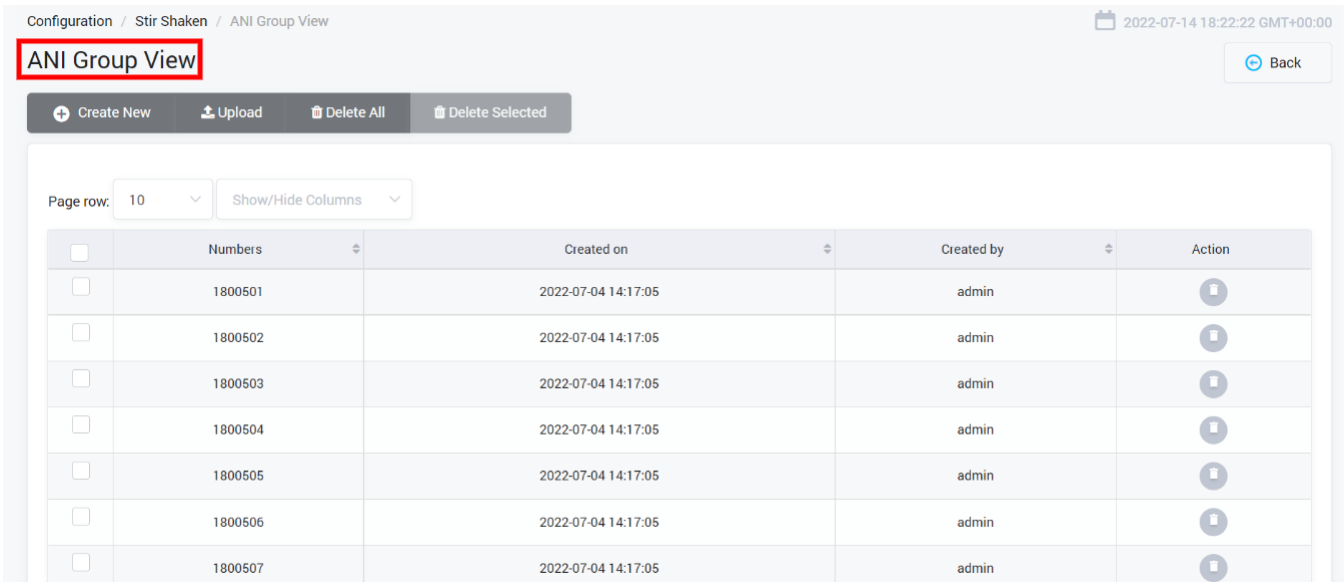
ANI Group View

This section is used to view ANIs on ANI Group

To go to this section, click on view button

Below displayed window will appear

Screenshot: ANI Group View










Configuration / Stir Shaken / ANI Group View 2022-07-14 18:22:22 GMT+00:00

ANI Group View Back

+ Create New
Upload
Delete All
Delete Selected

Page row: 10 Show/Hide Columns

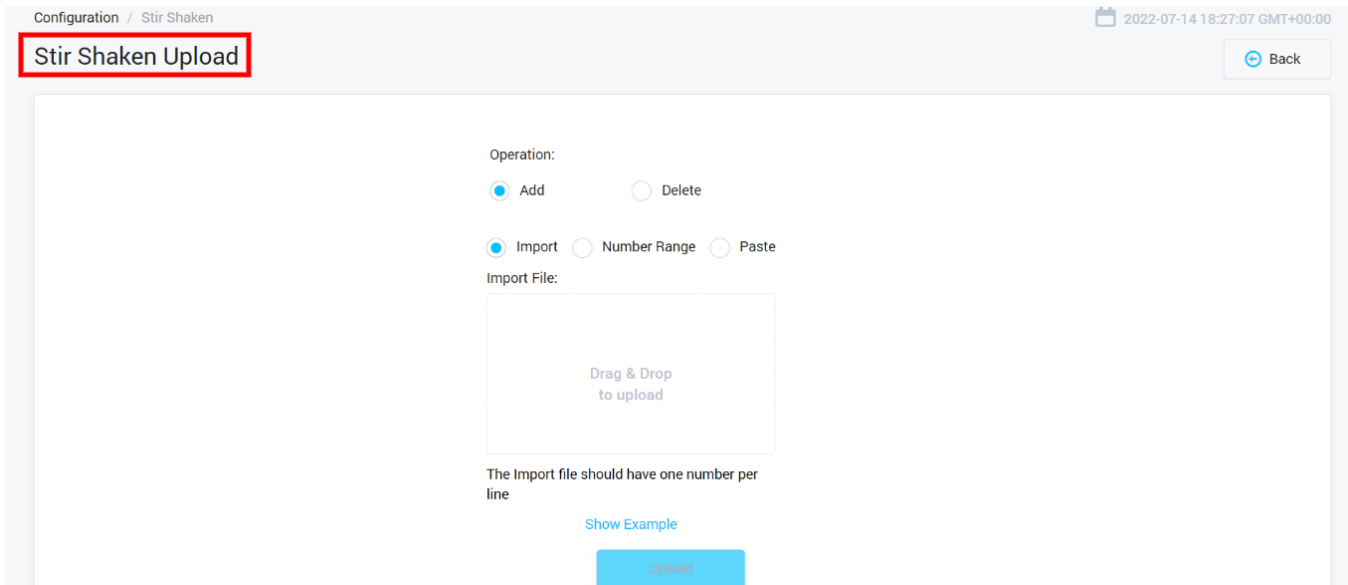
<input type="checkbox"/>	Numbers	Created on	Created by	Action
<input type="checkbox"/>	1800501	2022-07-04 14:17:05	admin	
<input type="checkbox"/>	1800502	2022-07-04 14:17:05	admin	
<input type="checkbox"/>	1800503	2022-07-04 14:17:05	admin	
<input type="checkbox"/>	1800504	2022-07-04 14:17:05	admin	
<input type="checkbox"/>	1800505	2022-07-04 14:17:05	admin	
<input type="checkbox"/>	1800506	2022-07-04 14:17:05	admin	
<input type="checkbox"/>	1800507	2022-07-04 14:17:05	admin	

Click on Create New button to add new ANI Group

To Upload ANIs, click on Upload icon

Below displayed window will appear

Screenshot: Upload ANI Group



Select the ANI File and click on Upload button to upload ANIs on ANI Group

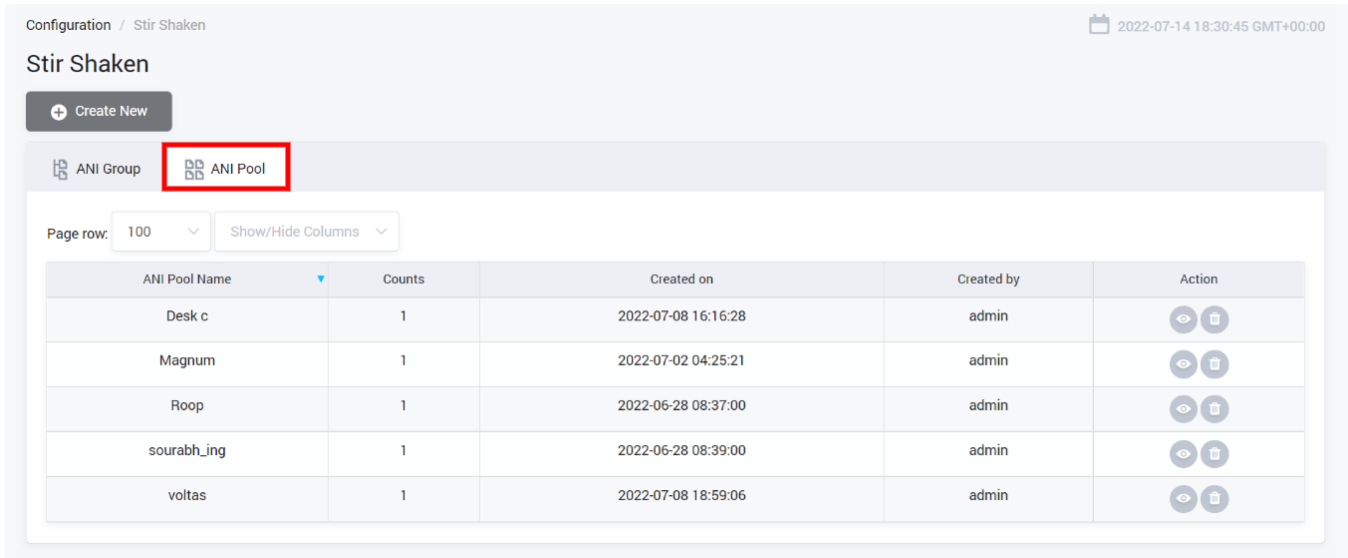
Delete option can be used to delete the ANIs from ANI Group

Now we will see the next section i.e. **ANI Pool**

ANI Pool

This section is used to setup ANI Pool

Screenshot: ANI Pool



To Create a New ANI Pool, click on Create New icon, a popup window will appear,

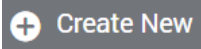




Enter the name of ANI Pool and click on Submit to Save.

Description of the Fields

Field Name	Description
ANI Pool Name	Name of the ANI Pool
Counts	Pool Count on the ANI Pool
Created On	Time when the ANI Pool was created

Created By	User who created the ANI Pool
-------------------	-------------------------------

Description of the Buttons

Button	Description
	This button is used to create new ANI Group
	This button is for ANI Group section
	This button is for ANI Pool section
	This button is used to view ANI Group & Pool section
	This button is used to delete ANI Group & Pool

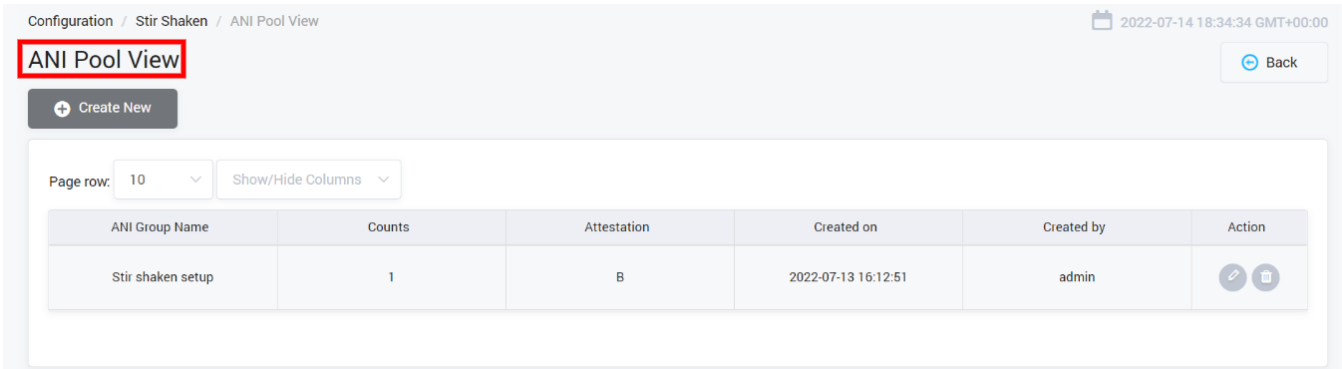
ANI Pool View

This section is used to view ANIs on ANI Pool

To go to this section, click on view button

Below displayed window will appear

Screenshot: ANI Pool View





Configuration / Stir Shaken / ANI Pool View 2022-07-14 18:34:34 GMT+00:00

ANI Pool View Back

[+ Create New](#)

Page row: 10 Show/Hide Columns

ANI Group Name	Counts	Attestation	Created on	Created by	Action
Stir shaken setup	1	B	2022-07-13 16:12:51	admin	 

Click on Create New button to add new ANI Pool

Field Name	Description
ANI Group Name	Name of the ANI Group
Counts	ANI Count on the ANI Group
Attestation	Attestation of ANI Group i.e. A,B,C
Created On	Time when the ANI Group was created
Created By	User who created the ANI Group